

-  [Home](#)
-  [Resources](#)
-  [Events](#)
-  [Jobs](#)
-  [Business](#)

schoolzone evaluations

[Home](#) | [Resources](#) | [Evaluations](#) | Schoolzone evaluation of SEN Diary - overview

- [overview](#)
- [classroom use](#)
- [content and design](#)
- [publisher's info](#)

[Search](#) » [Evaluation](#) » [Content & Design](#)

SEN Diary

[Printable version](#) | [Send to a friend](#)

Content and design

Design and navigation

The layout is clear and easy to navigate as on screen instructions and shortcuts are given to input or access information about the pupils.

On occasions I found it difficult to rid myself of error messages! In fact, once you know to use the 'escape' button this is easily solved. It does however tell you when you have failed to input an essential piece of data.

The input screens are well designed and colourful. The drop-down menus are well-constructed and there is a facility to change certain aspects of these to meet the institutions individual needs.

Planning

Time has to be set aside to input basic information about pupils into this program but this time will be recovered once the SEN Diary is set up and working. Version 2.6 now allows input from existing spreadsheets and databases (including SIMS). The data is validated by an efficient process whereby you only need to indicate once for similar data that is not understood by SEN Diary. There is a requirement to initially configure the software for your use and detailed guidance is given for this process onscreen and in the manual.

Ease of installation

The product can be downloaded from the website. This was achieved relatively easily and then loaded onto the hard drive requiring only requires 10Mb of hard drive space. The SEN Diary contains a large 'manual' which can be printed for easy reference or accessed on screen. In my case I found it useful to have a printed manual to refer to. There are a number of user/purchaser options including a free 30 day trial which would enable a potential purchaser to evaluate the software's usefulness prior to purchase. However it would be very time consuming to input the school's data and then not take up a license agreement. It would be more sensible to manipulate the demonstration data when making a decision whether to purchase the product or not.

Written by

Brenda McArdle
SENCo
8 Sep 2006

Gallery



Images gallery

Publisher

ISData Ltd

Subject

Special Education Needs

Key Stage

Key Stage 1 / P1 - P2
Key Stage 2 / P3 - P6









Product Code

 **SEND-SENDIARY**

Product Type

Website

Bookmark us

-  [Del.icio.us](#)
-  [Digg](#)
-  [Technorati](#)
-  [Blinklist](#)
-  [Furl](#)
-  [Reddit](#)
-  [Newsvine](#)
-  [NowPublic](#)

- [find evaluations](#)
- [publishers' info](#)
- [evaluators' info](#)

[back to top of page](#) ^